

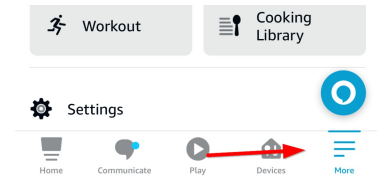
WJJQ Amazon Alexa Skill Instructions As of March 2023



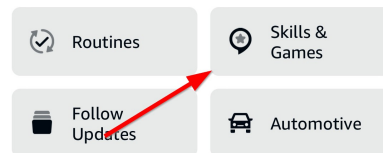
Please note that these instructions vary based on updates to the Amazon Alexa App

1. Download the free Amazon Alexa App from the App Store (Apple Devices) or the Google Play Store (Android Devices)

2. Once you have launched the app, go to the “More” menu at the bottom right of your screen:

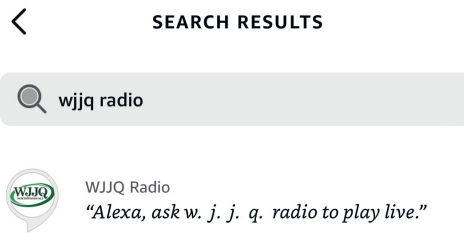


3. Then find the button called “Skills & Games”
In some cases it could say “Browse Skills”



4. After you hit that button, a window will appear asking you to search for skills.
Search for “WJJQ Radio” to find our skill. You can also go to this link: [WJJQ Alexa Skill](#)

Our skill should appear:



5. After this, click on our skill. Then click “Enable” or “Launch” to start using our WJJQ Radio Skill!

To start our live stream, just say, "Alexa, launch **WJJQ Radio**." or "Alexa, ask **WJJQ Radio** to play live."



If you have any issues with our Alexa Skill, please contact wjjq@wjjq.com or call **715-453-4482** and someone will help you as best as we can.